

Pharaoh's horses


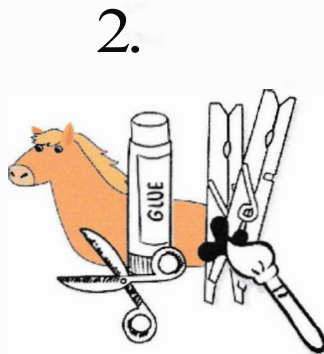

Pharaoh wanted the Israelites back! He sent all his horses and chariots, horsemen and soldiers to get them. Let's make a horse.

You will need=

1. Clothespins
2. Black string
3. Paint or felt pens
4. Heavy card stock
5. Glue sticks or paste

Instructions=

1. Print or copy the horse template onto heavy card stock. Color the horse pieces.
2. Cut out the horse pieces and glue both sides together. Color two clothespins brown. Paint the bottom of the clothespins black for hooves.
3. Glue black string onto the horse to create a tail. Add the clothespins to the horse body.



-ta-dal

